ANNUAL REPORT
FARM FORESTRY EXTENSION

NORTH CAROLINA

1949

R. W. Graeber, In Charge, Forestry Extension
John L. Gray, Assistant Extension Forester

NORTH CAROLINA

AGRICULTURAL EXTENSION SERVICE

ANNUAL REPORT

FOR

1949

Period covered December 1, 1948 to November 30 1949

Name of Project Farm Forestry Extension Work

Covering work done by R. W. Graeber, In Charge, Forestry Extension

John L. Gray, Assistant Extension Forester

Forestry Extension Specialists (See page 2 in report.)

Percentage of time devoted to project 100.

Date Submitted: February 14, 1950. Signed: R. W. Graeber
Project Leader

Date Approved: _____, 194__. Signed: _____
Asst. State Director of Extension Work

Date Approved: _____, 194__. Signed: _____
Director of Extension Work, U. S. Department of Agriculture

ANNUAL REPORT

FARM FORESTRY EXTENSION WORK

NORTH CAROLINA

December 1, 1948 - November 30, 1949, Inclusive

R. W. Graeber, In Charge, Forestry Extension
John L. Gray, Assistant Extension Forester

I. O. Schaub, Director

N. C. Agricultural Extension Service
N. C. State College of Agriculture and Engineering
of the University of North Carolina
and
U. S. Department of Agriculture, Cooperating

State College Station
Raleigh, N. C.

Table of Contents

	Page
Introduction	1
Cooperation	4
General Meetings	8
Preparation of Material	8
Plan of Work	9
Distribution of Work	9
Statistical Data	11
A. Data from the Office Records of the Extension Foresters at the State Level	11
B. Data from Weekly Field Reports of Forestry Extension Specialists	12a
C. Data from Annual Reports of Forestry Extension Specialists	12b, 12c
Projects and Results	13
A. Timber Management	13
B. Forest Planting	14
C. Forest Protection	15
D. Erosion Control	16
E. Timber Scaling	16
F. Marketing	17
G. 4-H Clubs	17
H. Special Meetings	19
Outlook for 1950	19

ANNUAL REPORT

1949

FARM FORESTRY EXTENSION WORK

NORTH CAROLINA

R. W. Graeber, In Charge, Forestry Extension
John L. Gray, Assistant Extension Forester

The 1945 Farm Census shows North Carolina with 9,199,085 acres of farm woodlands divided among 209,562 individual ownerships. The management and development of this part of the farm enterprise is a challenge to both the farm owners and the public agencies working with farmers. This 50 per cent of the farm acreage affords a means of balancing farm labor throughout the year and producing additional farm income in keeping with the intelligent and systematic management given to same.

The Extension Service has accepted the challenge and is promoting forestry among farmers through the educational and demonstrational approach. Through education we create interest and a desire to make improvement and practice better management of the farm woods. Through demonstration we teach the application of practices and how to convert same into immediate cash returns, better protection of land, and savings or accumulated wealth in growing timber.

The educational and demonstrational approach in promotion of better forestry practices on the farm is a cooperative project by and between the Agricultural Extension Service of the North Carolina State College of Agriculture and Engineering of the University of North Carolina and the

Agricultural Extension Service of the United States Department of Agriculture. It is conducted under the provisions of the Smith-Lever Act, the Clarke-McNary Act, Section V, and other supporting laws, both federal and state.

The farm forestry extension work is under the general supervision of Dr. I. O. Schaub, Director of Agricultural Extension Work, with the following forestry personnel employed:

State Level:

R. W. Graeber, In Charge, Forestry Extension, State College, Raleigh
John L. Gray, Assistant Extension Forester, State College, Raleigh

District Level: At the beginning of the extension year, December 1, 1948, there were five extension districts with a forestry extension specialist assigned to each district, as follows: See Map I.

Northeastern District - J. C. Jones, Windsor
Southeastern District - Ross S. Douglass, Clinton
Northwestern District - (James E. Hobbs 1/, Raleigh
(W. M. Keller 1/, Raleigh
Southwestern District - George W. Smith, Charlotte
Western District - John E. Ford, Asheville

On September 1, 1949, the Extension Service inaugurated a new set-up with six extension districts. The assignment of forestry extension specialists was arranged as follows: See Map II.

Eastern District - W. G. Kelley, Washington
Northeastern District - J. C. Jones, Windsor
Southeastern District - Ross S. Douglass, Clinton
Northwestern District - W. M. Keller, Raleigh
Southwestern District - George W. Smith, Charlotte
Western District - John E. Ford, Asheville

The forestry extension specialists are primarily responsible for the forestry extension program in the several counties of their respective districts in cooperation with the county agricultural agents, with the help and guidance from the personnel at the state level.

Purpose: Stating the purpose of the farm forestry extension work more specifically it is: To assist farmers in developing a systematic program

1/ James E. Hobbs resigned effective January 15, 1949, to enter private work. He was replaced by W. M. Keller, effective January 16, 1949.

Map I

Extension Districts
Showing Territory Assignments and Headquarters
for Forestry Extension Specialists[1/]

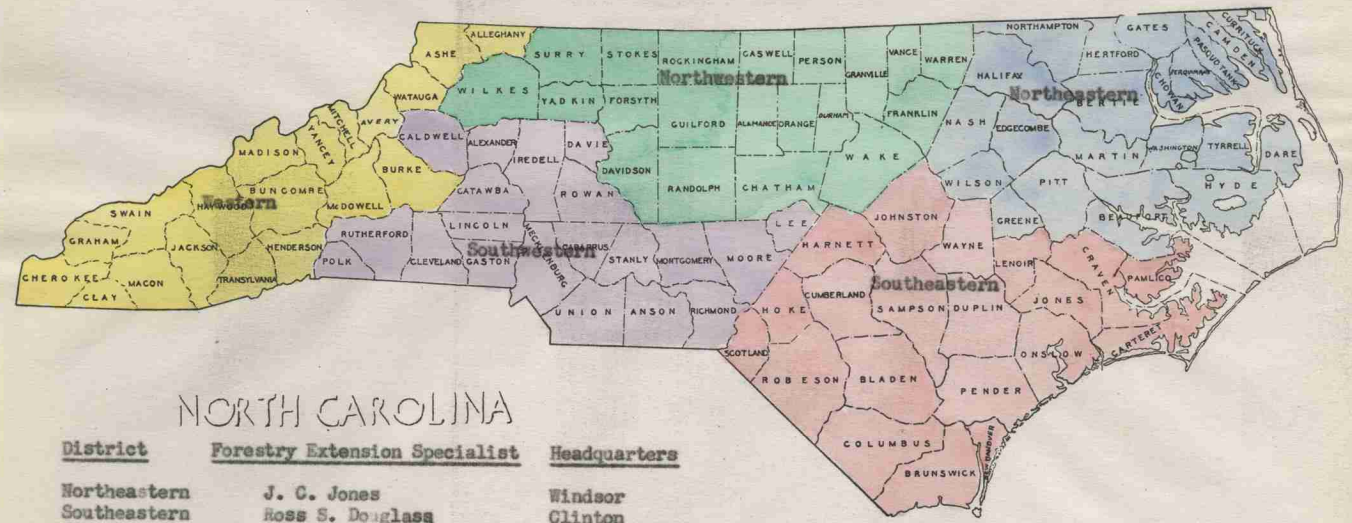

NORTH CAROLINA

District	Forestry Extension Specialist	Headquarters
Northeastern	J. C. Jones	Windsor
Southeastern	Ross S. Douglass	Clinton
Northwestern	James E. Hobbs[2/]	Raleigh
	Walter M. Keller[2/]	
Southwestern	C. W. Smith	Charlotte
Western	John E. Ford	Asheville

1/ These were the district assignments effective December 1, 1948 - August 31, 1949, inclusive.
2/ James E. Hobbs resigned effective January 15, 1949, to enter private employment. He was replaced by Walter M. Keller effective January 16, 1949.

Map II

Extension Districts
Showing Territory Assignments and Headquarters for Forestry Extension Specialists 1/

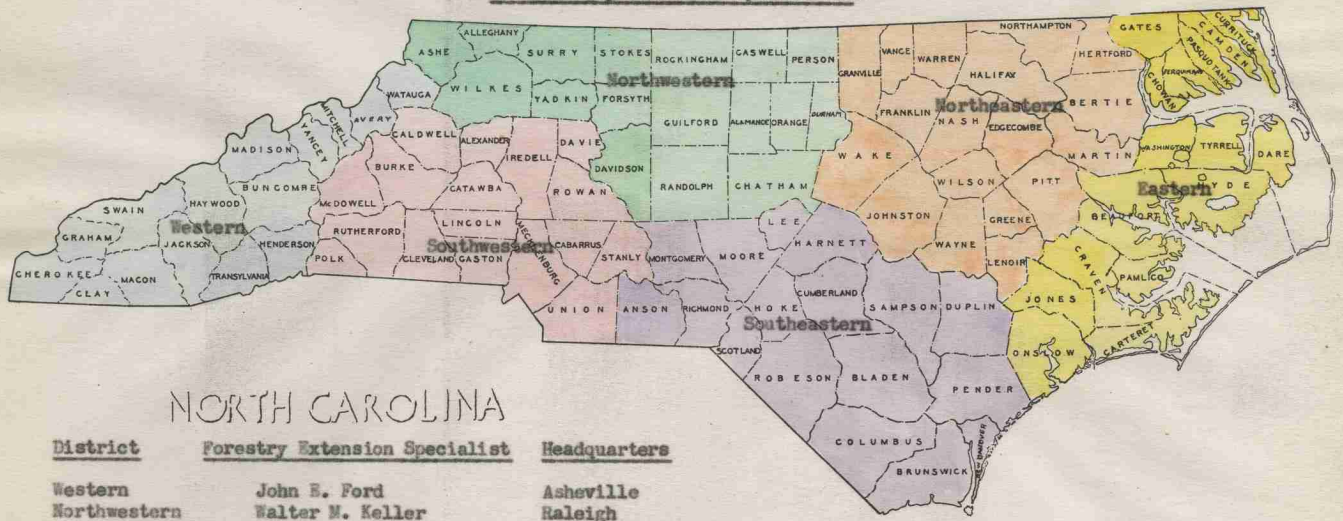

NORTH CAROLINA

District	Forestry Extension Specialist	Headquarters
Western	John E. Ford	Asheville
Northwestern	Walter M. Keller	Raleigh
Southwestern	George W. Smith	Charlotte
Northeastern	J. C. Jones	Windsor
Southeastern	Ross S. Douglass	Clinton
Eastern 1/	W. G. Kelley	Washington

Field contacts have been made by forestry extension specialists in all counties of their respective districts.

1/ The Eastern District was set up as of September 1, 1949, with a corresponding change in all other District lines. See Map I for previous District organization.

of forest management, protection, and harvest of the timber crops and to aid in the marketing of forest products with the long-time goal of making the farm woods a permanent-producing part of a balanced, economic farming enterprise.

How Conducted:

1. From the educational approach: By teaching through the demonstration method farmers, timber owners, timber operators, 4-H Club members learn better practices by doing a given job. Instruction is given to 4-H Club members, farmers, and others through the cooperation of county agents, home agents, 4-H Club leaders, vocational teachers, neighborhood leaders, and others, at meetings and demonstrations, through literature, correspondence, press, radio, et cetera. In this we have excellent cooperation from county agents, teachers, and others.
2. Through education and service: Early in life every American child recognizes the value of money. Action talks more loudly than words. Action resulting in an increase of cash talks still more loudly. Many farmers grow timber at a profit, and then lose this profit - and often their shirt - when they sell timber, due to lack of training and experience in determining the volume and value of their timber before making a sale. Recognizing the need of the farmers for guidance and assistance in the marketing of timber, the Extension Service has conducted a program of education and service to:
   a. Teach farmers how to select, mark, and scale their standing timber and encourage them to determine both the volume and value of their timber before attempting to make a sale, as well as to cut selectively in a manner to maintain a permanent-growing forest

for future crops. This may be by partial cut or in certain cases clear-cut to be followed immediately by planting for a new crop. This phase is the responsibility of all the forestry extension personnel on a state-wide basis.

b. After teaching farmers the methods by demonstration, we encourage them to continue the selection, marking, and scaling - doing the job themselves. If they furnish us their tally sheets, we will assist them in computing the volume, or at least furnish volume tables upon which they can make their own computation. In cases where due to physical inability or otherwise the farmer cannot do the work we refer them to either consulting foresters or the State Division of Forestry, which is operating a "Timber Marking Service."

COOPERATION:

North Carolina Division of Forestry: The Agricultural Extension Service has a working understanding with the state forester and the Forestry Division of the North Carolina Department of Conservation and Development through which four special projects have been featured during this year:

1. We cooperated in distributing the tree seedlings grown in two state nurseries operated by the state forester under provisions of the Clarke-McNary Act, Section IV.
2. Through cooperation of the Extension Service, the state forester, and Tennessee Valley Authority, forest seedlings grown in T. V. A. nurseries were distributed free to farmers and other landowners in the fifteen counties draining into the Tennessee River.
3. The forestry camp for farm boys as a cooperative project between the

Extension Service, the state forester, 4-H Club leader, F. F. A. director, and the Southern Pulpwood Conservation Association.

4. The two agencies cooperated in the work of forest fire prevention. The extension foresters through motion pictures and other means endeavored to create more interest in fire protection. The extension foresters and county agents created interest among farmers in having firelines plowed. The Division of Forestry did the plowing with heavy equipment owned and operated by its branch of fire control.

U. S. Forest Service: The U. S. Forest Service has rendered material assistance to the general farm forestry extension program by: Furnishing large quantities of literature - Farmers' Bulletins, charts, leaflets, fire prevention posters, etc.

U. S. Soil Conservation Service: The Soil Conservation Service through its field men has cooperated with the county agents in promoting forest demonstration meetings and in encouraging farmers to plant trees on eroding or otherwise idle land.

American Forest Products Industries, Inc.: This organization has given the Extension Service assistance by:

1. Continuing the loan of six prints of the motion picture "Trees for Tomorrow," of which we have made wide use.
2. Supplying literature for distribution to 4-H Club and other school children.

North Carolina Pulp Company: By furnishing 600,200 loblolly pine seedlings this company enabled 85 4-H Club members and 204 F. F. A. boys to start a reforestation program on their home farms.

Champion Paper and Fibre Company: By furnishing 151,500 forest tree

seedlings this company enabled 74 4-H Club members and 34 F. F. A. boys to start a reforestation on their home farms.

International Paper Company: This company furnished 111,500 loblolly pine seedlings, which were distributed to 34 adults, 3 4-H Club members and 2 F. F. A. boys.

McManus Cork Project: Furnished 326 pounds of cork oak acorns for distribution to 4-H Club members in 15 counties.

Blister Rust Control Office: The Bureau of Entomology and Plant Quarantine cooperated with the Extension Service in holding a series of 30 meetings and motion picture showings in six counties in the interest of blister rust control and the growing of white pine.

Wilkes Chamber of Commerce added their cooperation by:

1. Sponsoring series of meetings and demonstration for veterans farm training classes and other adult farmers.
2. Sponsoring a series of meetings and demonstrations for 4-H Clubs and other farm boys.
3. Sponsoring a 4-H Club timber thinning contest and providing $175 in prizes.
4. Sponsoring reforestation and purchasing 11,000 pine seedlings for planting by 11 4-H Club boys.
5. Sponsored forestry field day and demonstrations for sawmill men and timber operators, with free barbecue.

Elkin Kiwanis Club sponsored the Surry County 4-H Club timber thinning contest and provided prizes.

Walnut Cove Rotary Club sponsored the Stokes County 4-H Club timber thinning contest, provided prizes. Also furnished several thousand pine

seedlings for 4-H Club reforestation project.

Lenoir Chamber of Commerce and local wood-using industries in cooperation with the county agents and extension foresters sponsored:

1. Forestry field day for sawmill men and other timber operators, with demonstration of power saws and other equipment, cutting methods, etc.
2. Forestry field day for farmers, with demonstrations in forest planting by machine and by hand, timber thinning and selective cutting.
3. Timber thinning and forest planting contests for 4-H Club members.

Vocational teachers cooperated in the distribution of tree seedlings to F. F. A. boys and in promoting the reforestation program. The foresters of the Extension Service cooperated with the teachers in conducting meetings and field demonstrations for vocational students and gave special attention to forestry meetings and demonstrations for veterans farm trainees under the supervision of the vocational teachers.

Equipment manufacturers and dealers gave a lot of assistance and cooperation in promoting and conducting field meetings and demonstrations showing the use of power saws, crosscut saws, bow saws, and other equipment. Of special interest was the assistance given during Farm and Home Week at State College, for the logging equipment show and demonstration at the College farm, and at the various forestry field days.

Tennessee Valley Authority, Department of Forestry Relations has given cooperation in two projects:

1. Furnished forest seedlings for free distribution to farmers, 4-H Club members, and other landowners. See body of report for details under Planting.
2. Forestry personnel from T. V. A. district office, Asheville, have

assisted the extension forestry specialist and county agents in making woodland management plans on Unit Test Demonstration farms.

GENERAL MEETINGS:

The extension foresters participated in the following general meetings in which several phases of forestry were given consideration:

Forest Products Research Society - Virginia-Carolinas Section, High Point, N. C., January 3-4, 1949.
Society of American Foresters - Appalachian Section, Greensboro, N. C., January 14-15, 1949.
Hardwood Lumber Grading Short Course, Hickory, N. C., May 19-20, 1949. Mr. Gray spoke on "Forestry Practices for North Carolina Woodlands."
Softwood Lumber Grading Short Course, Raleigh, N. C. Mr. Gray spoke on "Producing Quality Sawtimber in North Carolina."
Coweeta Hydrologic Laboratory, Macon County, N. C., September 9, 1949. Presentation of Superior Service Award. Mr. Gray represented the Extension Service.
4-H Club Short Course, State College, Raleigh, August 1-6, 1949.
Farm and Home Week, State College, Raleigh, N. C., August 8-11, 1949.
Logging Equipment Show and Demonstration, State College farm, October 25-26, 1949. Messrs. Gray and Keller laid out the demonstration area and marked timber for cutting.
Forest Products Research Society - Virginia-Carolinas Section, Durham, N. C., November 4, 1949.
North Carolina Forestry Association, annual meeting, Raleigh, N. C., November 17-18, 1949. Mr. Graeber was on the program. Mr. Gray had charge of exhibits and field tour.

Preparation of Material

1. Prepared copy for "Handy Tables for Measuring Farm Timber" - 20,000 copies printed.
2. Prepared copy for "Wood Waste as a Soil Conditioner" - 1,200 copies mimeographed.
3. Contest cards - "Woodland Improvement Project Marking Contest" and "Timber Scaling Contest" - 20,000 copies printed.
4. Forestry Quiz - 10,000 copies mimeographed.
5. "Six Lessons and Demonstrations" for veteran instructors, prepared by Mr. Ford - 3,000 copies mimeographed.

Plan of Work

We prepared a detailed plan of work at the beginning of the Extension year as a basis for promoting greater interest in forestry among timber owners, operators, and users. This plan included a compilation of practices and goals from the various county plans of work. See Plan of Work on file in Raleigh and Washington offices.

The major phases of the plan included: Timber Management, Forest Planting, Forest Protection, Erosion Control, Timber Scaling, Marketing, 4-H Clubs, Special Meetings.

The body of this report is being prepared under two main heads:

I Statistical Data

II Projects and Results

Distribution of Work

Extension Foresters: During the year the extension foresters made one or more personal visits to a total of 54 counties. Graeber visited 22 counties; Gray, 47. Fifteen counties were visited by both Graeber and Gray. See Map III attached. The visits to the various counties were for the purpose of contacting county agents, farmers, timber operators, and others in the interest of farm forestry problems. The extension foresters spent a total of 190.5 days in the field, making 344 visits to county agents, 146 visits to demonstrations, 42 visits to timber operators, and 326 visits to other farmers and interested persons. One hundred and ninety-nine meetings were held or participated in, with a total attendance of 15,293. See statistical section for more details.

Forestry Extension Specialists: The forestry extension specialists assigned to the six Extension Service districts covered the several counties

Map III

Counties in Which Contacts Were Made - 1949

By R. W. Graeber, In Charge, Forestry Extension[1/]
John L. Gray, Assistant Extension Forester

All Phases of Forestry Extension Work

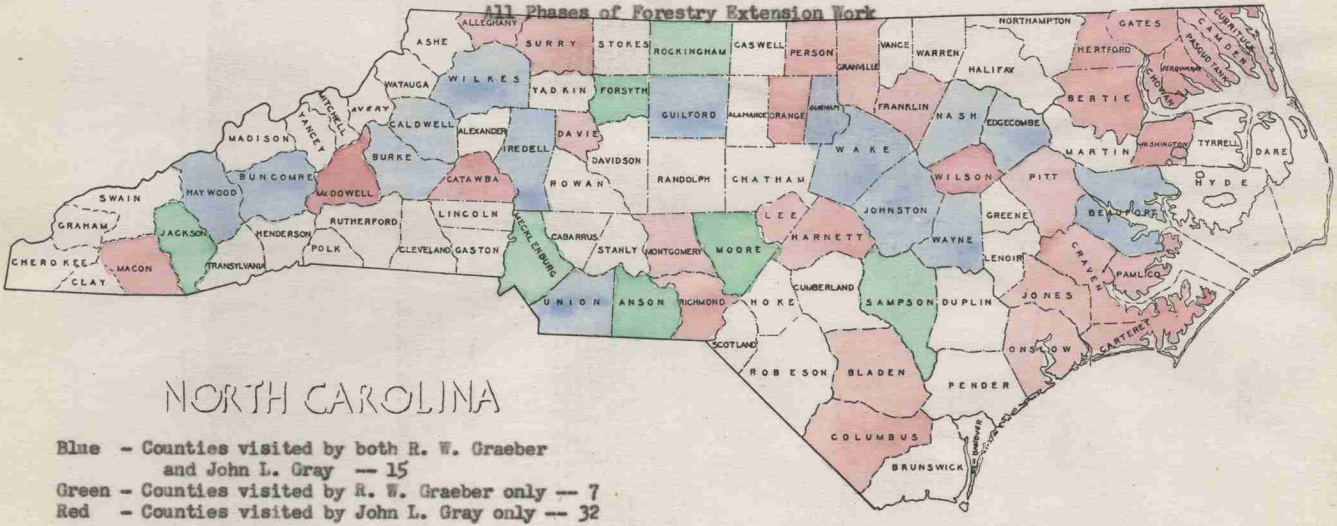

NORTH CAROLINA

Blue - Counties visited by both R. W. Graeber and John L. Gray -- 15
Green - Counties visited by R. W. Graeber only -- 7
Red - Counties visited by John L. Gray only -- 32

Total counties visited by Graeber - 22
Total counties visited by Gray - 47

Grand total counties visited by extension foresters from the state office --------- 54

1/ Field work was greatly curtailed this year due to the illness of Mr. Graeber and his inability to travel after returning to the office.

of their respective districts working with the county agents, farmers, 4-H Club members, vocational teachers, veterans classes, timber operators, and others. See Maps I and II, also reference to the organization on the district level in the opening section of this report.

I

STATISTICAL DATA

A summary giving statistical data covering the year's activities will visualize the scope of work undertaken and accomplishments achieved.

A. Data from the Office Records of the Extension Foresters at the State Level

Table I - Activities of Extension Foresters

		Graeber	Gray	Total
1.	Days spent in field	41	149.5	190.5
2.	Days spent in office	166	140.5	306.5
3.	Days annual leave	5	13	18
4.	Holidays taken	9	8	17
5.	Days sick leave	92	2	94
6.	Visits to - County agents	36	308	344
	Demonstrations	42	104	146
	Timber operators	7	35	42
	Others	75	251	326
7.	Meetings held or participated in at demonstrations and/or in otherwise promoting the program of forestry extension	46	153	199
	Attendance	3,125	12,168	15,293
	Meetings attended only	3	--	3
8.	Counties visited by extension foresters. Total, eliminating duplication	22	47	54
9.	Miles traveled by extension foresters Automobile	5,870	18,360	24,230
10.	Interviews in office and field	912	663	1,575
11.	Individual letters written	964	393	1,357
12.	Circular letters prepared	41	12	53
	Copies sent out	3,604	961	4,565
13.	Subject matter mimeographs written	7	2	9
	Copies sent out	13,050	1,400	14,450
14.	Literature distributed through mail, at meetings, demonstrations, through county agents, 4-H Clubs, etc. - Pieces			27,647
	a. Bulletins 6,725			
	b. Leaflets 1,662			
	c. Posters 5,074			
	d. Folders 1,273			
	e. Charts 413			
	f. Reprints 13,100			
15.	Articles written for press			6
16.	Radio talks			13

		Total
17.	Tree and log scale sticks placed	133
18.	Civic clubs addressed	4
19.	Woodland examinations made with advice on management, harvest, sale, etc.	100
20.	Demonstrations conducted in:	
	Selection marking and scaling	36
	Timber thinning	34
	Forest planting	21
	Forest pruning	13
	Tree identification	13
	General forest management	8
	Harvesting and utilization	12
21.	Woodland management plans	1
22.	Timber selected, marked and scaled for sale - Projects.	7
23.	Timber marked for home use:	
	a. Project	1
	b. Volume - Bd. ft.	12,000
24.	Reported sales on which assistance was given:	
	a. Number	4
	b. Volume - Bd. ft.	1,784,792
	c. Value - Dollars	39,641
25.	Forest plantings inspected	16
26.	Farmers, 4-H Club members and F. F. A. boys planting forest trees:	
	a. Number of counties in which plantings were made	93
	b. Individuals or firms planting trees	1,235
	c. Tree seedlings planted	2,840,275
27.	Cork oak plantings:	
	a. Counties	15
	b. Pounds of acorns planted	326
28.	Christmas tree plantings - Red cedar:	
	a. Number counties involved	43
	b. Individuals planting trees	146
	c. Trees planted	111,400
29.	4-H Club camps given forestry instruction:	
	a. Number of camps	21
	b. Number of counties involved	43
	c. Attendance	1,864
30.	Special forest and wildlife camps	3
31.	Veterans farm training groups:	
	a. Indoor meetings	9
	Attendance	397
	b. Field meetings and demonstrations	25
	Attendance	949
32.	Forestry field days	6
	Attendance	950
33.	Motion picture showings	157
	Attendance	11,932

B. Data from Weekly Field Reports of Forestry Extension Specialists

Table II

Type of Data	Specialists						Total
	Douglass	Ford	Jones	Hobbs[1]/ Keller	Kelley[2]/	Smith	
Time: Days in field	146.1	167.9	194.5	159.5	46.5	190.5	911.0
Days in office	142.9	115.6	100.5	141.5	29.5	100.5	630.5
Days annual leave	14.0	13.0	8.5	14.0	—	11.0	60.5
Holidays	10.0	12.0	8.0	10.5	2.0	5.0	47.5
Days on sick leave	—	4.5	1.5	—	—	—	6.0
Visits to: Agents - white	145	218	171	228	41	112[3]/	814
Agents - Negro	1	—	4	8	2	3	18
Others	163	245	281	311	81	569	1,650
Meetings - Assistance Given: Number	188	177	95	78	41	237	816
Attendance	7,293	12,614	4,686	4,075	1,353	15,605	35,626
Meetings attended only - Number	7	13	11	9	5	14	59
Number of individual letters	154	538	84	86	27	497	1,386
Circular letters - Number	—	16	—	—	—	5	21
Copies	—	519	—	—	—	994	1,513
Number of conferences	212	223	41	566	238	509	1,779
Number of news articles and radio talks	1	30	8	9	1	75	124

1/ J. E. Hobbs was in the Northwestern District, December 1 to January 15. Walter M. Keller began work January 1, 1949. This gives an overlapping of time for a half month.

2/ W. G. Kelley began work on September 1, 1949.

3/ George W. Smith in the Southwestern District failed to report his visits to county agents, hence the small number shown.

Table III

C. Data from Reports of Forestry Extension Specialists

Extension Procedure	Name of Specialist and District						Totals
	R. S. Douglass Southeastern	J. E. Ford Western	J. C. Jones Northeastern	W. M. Keller Northwestern	W. G. Kelley[1] Eastern	G. W. Smith Southwestern	
Method Demonstrations							
Veterans	8	10	27	21	6	107	189
Other Adults	11		1	15	4	69	100
4-H	51	42	34	8	74	115	324
Other Youth	3	3	4			26	36
Result Demonstrations							
Started: Adult	1	153	11			7	172
4-H		107	10	41		2	160
Continued: Adult	5	52					57
4-H			1				1
Completed: Adult	2	23	1				26
4-H			4	26			30
TOTAL DEMONSTRATIONS	81	390	93	111	84	326	1,085
Attendance at Demon.							
Veterans	515	1,042	1,599	975	339	2,920	7,350
Other Adult	228	423	1,280	271	25	8,004	10,231
4-H	972	1,392	1,196	460	2,239	3,676	9,935
Other Youth	55	467		38	45	764	1,351
TOTAL ATTENDANCE	1,770	3,324	4,075	1,744	2,648	15,364	28,935
Gen. Meetings, Tours:							
Veterans	6	38	13	13	10	38	118
Other Adult	10	15	20			31	76
4-H	88	37	19		13	31	188
Other Youth	6	30			3	6	45
TOTAL GEN. MEETINGS OR TOURS	110	120	52	13	26	106	427
Attendance at General Meetings or Tours:							
Veterans	269	1,987	401	110	320	1,063	4,150
Other Adults	396	692	217	1,748		303	3,356
4-H	5,487	2,279	595		467	1,769	10,597
Other Youth	350	5,001		43	138	93	5,625
TOTAL ATTENDANCE	6,502	9,959	1,213	1,901	925	3,228	23,728

1/ W. G. Kelley began work September 1, 1949.

Table IV

C. Data from Reports of Forestry Extension Specialists

Extension Procedure	Name of Specialist and District						Totals
	R. S. Douglass Southeastern	J. E. Ford Western	J. C. Jones Northeastern	W. M. Keller Northwestern	W. G. Kelley[1] Eastern	G. W. Smith Southwestern	
Meetings Attended Only							
No.	7	9	10	10	7	3	46
Attendance	1,715	1,182	691	2,865	265	325	7,043
Visits to:							
Agents	141	223	151	160	45	221	941
Demonstrations	40	212		8		10	270
Other farms where advice was given	132	76	133	125	30	461	957
Industries or commercial operators	17	10	66	35	7	31	166
Others							
Total Field Visits	352	687	398	402	96	758	2,693
Exhibits Prepared and Shown:							
No.				1		18	19
Attendance						202	202
Radio Programs	3	4	3	5	1	27	43
News Articles	2	22	3	5	1	49	83
Circular Letters:							
No.		18				10	28
Copies sent		644				1,166	1,810
Literature Distributed							
Bulletins	802	7,569	160	484	16	864	9,895
Folders	205	2,101	60			388	2,754
Mimeographs	85	3,378	300	546		214	4,923
Charts and posters	18	520				136	674
Other	130	2,725	75	118	20		3,068
Total Distributed	1,240	16,293	595	1,148	36	1,530	20,842
Scale Sticks Placed	18	17			1	30	66

1/ W. G. Kelley began work September 1, 1949.

II

PROJECTS AND RESULTS

Practical education in which the approach is made through educational demonstrations, learning by doing, encourages farmers, 4-H Club members, and others to learn and apply new or improved methods of doing a definite job. Using this basis we developed and aided in carrying out a program of forestry extension built around eight major activities: A. Timber Management, B. Forest Planting, C. Forest Protection, D. Erosion Control, E. Timber Scaling, F. Marketing, G. 4-H Clubs, H. Special Meetings.

With this outline, we will, through the use of maps, tables, etc., present a picture of the work in operation throughout the state and give some of the methods used and results accomplished.

A. Timber Management

1. Thinning and Stand Improvement: The extension foresters conducted 34 demonstrations under this heading. The extension forestry specialists (district) held 160 of these demonstrations with an attendance of 4,430, and made 479 field visits pertaining to this work.

2. Selective Cutting: The extension foresters conducted 36 demonstrations in selective cutting. The extension forestry specialists (district) conducted 66 selective cutting demonstrations with an attendance of 1,486, and made 235 field visits to farmers, operators, etc., relative to same.

3. Pruning: The extension foresters conducted 13 demonstrations in forest pruning. The extension forestry specialists (district) conducted 26 forest pruning demonstrations with an attendance of 586. Twenty-eight field visits were made by forestry extension specialists.

4. Woodland Management Plans: Assistant Extension Forester Gray assisted in making one over-all forestry management plan for a farm woodland.

Unit Test Farms - Woodland Management Plans: John E. Ford, forestry extension specialist, Western District, reports: "During the past year it was planned to get woodland management plans on all of the Unit Test Demonstration farms. This was largely accomplished, as a majority - or over 90% - of the farm woodland management plans have been completed. I assisted agents in writing up 131 of these plans, and made 43 follow-up visits on farms where these plans have been made. In all I spent 42 days in the field on this phase of the work."

B. Forest Planting

The 1948-49 planting season brought the greatest activity in forest planting that this state has witnessed. Farmers, 4-H Club members, and F. F. A. boys all took an active part.

1. Planting Forest Trees for Timber: We have cooperated with the Division of Forestry, North Carolina Department of Conservation and Development, in promoting forest planting and the distribution of forest planting stock. The Division operates two state nurseries for production of tree seedlings of the major species of pine, yellow poplar, black locust, red cedar, black walnut, oak, ash, etc. The Division of Forestry also has a working agreement with the Tennessee Valley Authority under which the T. V. A. produces seedlings for distribution to farmers and other landowners in fifteen counties draining into the Tennessee River, on a free basis.

A tabulation of results at the end of the planting season 1948-49 shows that through the influence of the extension program 813 individuals or firms in 87 counties secured 2,054,875 trees from the state nurseries. This is an increase over the previous year of 82 per cent in number of plantings and 20 per cent in total seedlings planted. See Map IV and Table V. Also 422 farmers, 4-H Club members, and F. F. A. boys in 15 counties (Western District) secured a total of 785,400 trees produced by the T. V. A. nursery. This shows an increase over the previous year of 94 per cent in number of plantings and 84 per cent in number of seedlings planted. See Map V and Table VI.

The above does not show the full results of plantings by farmers. Many farmers, as well as other landowners, contacted the State Division of Forestry direct in securing application forms. We get record only of trees secured on application forms distributed by county agents or extension foresters. These are the regular application form stamped with an indicia showing extension cooperation.

Counties leading in the 1948-49 farm forest planting program with number of trees planted were: Haywood - 318,400; Cabarrus - 164,300; Randolph - 158,000; Union - 151,725; Montgomery - 125,000; Swain - 101,350; Mecklenburg - 97,500; Jackson - 93,500; Buncombe - 93,000; Clay - 80,000. In number of individual plantings the 13 leading

counties with 30 or more plantings were: Haywood - 114; Union - 74; Cabarrus - 57; Buncombe - 50; Swain - 49; Mecklenburg - 46; Rowan - 39; Madison - 38; Rutherford - 35; Transylvania - 35; Cherokee - 33; Montgomery - 32; Macon - 30.

2. Christmas Tree Plantings: This has been the banner year in planting red cedar for Christmas trees and fence posts. In 43 counties 146 individuals planted a total of 111,400 trees. See Map VI and Table VII.

3. Black Walnut Planting: The growing of black walnut for both nuts and timber has quite an appeal to many people, but the supply of trees as usual was short. Four individuals in 4 separate counties planted a total of 1,300 trees.

4. Black Locust for fence posts were planted by farmers in 27 counties. A total of 49,000 black locust seedlings was planted.

5. Cork Oak Planting: Through the cooperation of the McManus Cork Project sponsored by the Crown Cork and Seal Company, the Extension Service continued the project of cork oak acorns on a semi-experimental basis to determine if cork oak trees could be established under general farm conditions. A total of 326 pounds of acorns was distributed by agents in 15 counties. See Map VII. This closes this project until further study can be made.

C. Forest Protection

Protection of the forest from fire, disease, and insects is of prime importance. The average farm woodland owner can take care of the usual insects and diseases through systematic cutting of affected trees. Fire is more of a neighborhood problem, requiring community cooperation.

1. Diseases: Our work with forest diseases has been largely confined to the identification of diseased specimens sent in by farmers. We had the cooperation of the plant pathologist in this identification work. In case a practical treatment was available, advice or suggestions were given the farmer.

   Mr. John E. Ford, forestry extension specialist, Western District, cooperated with Mr. Walter A. Stegall, Jr., field supervisor, Blister Rust Control Work, in a series of 30 meetings and motion picture showings in six counties to acquaint farmers and timber owners on methods of controlling blister rust on white pines.

2. Insects: No serious outbreaks of insects have occurred. Most requests for information have been in regard to various types of pine beetles and insects affecting shade trees. We have referred many of these cases to the extension entomologist.

Table V

Forest Trees Planted in North Carolina by Farmers - Season 1948-49

Through Cooperation of North Carolina Agricultural Extension Service

North Carolina Agricultural Extension Service
North Carolina Division of Forestry, Cooperating

Planted by Farmers on Private Land

Trees from Nurseries Operated by N. C. Division of Forestry

County	Number of Trees by Species											
	Plant-ings	Pines					Red Cedar	Black Locust	Yellow Poplar	Black Walnut	White Oak	White Ash	Totals
		Loblolly	Shortleaf	Longleaf	White	Slash							
Alamance	2	1,000					1,000						2,000
Alexander	1								500				500
Alleghany	1					15,500							15,500
Anson	14	18,000		500			5,000						23,500
Ashe	2					14,000							14,000
Avery	6	4,500		1,000			1,000						6,500
Bertie	2						3,000						3,000
Bladen	7	28,000											28,000
Brunswick	2	4,000											4,000
Buncombe	11	500			16,500		1,000						17,000
Burke	4				12,000								12,000
Cabarrus	57	163,800					500						164,300
Caldwell	7		3,500		32,000								35,500
Carteret	5	6,000		2,000			1,100						9,100
Caswell	2	2,000					1,000						3,000
Catawba	4	500	3,000		500								4,000
Chatham	10	35,000					1,000						36,000
Cherokee	7		5,500		3,500			1,000	1,000				11,000
Chowan	1	1,000					1,000						2,000
Clay	2		3,000										3,000
Cleveland	8	4,000		500	1,000		1,000		500				7,000
Columbus	20	19,000		1,000		2,000	4,300						26,300
Craven	4	2,500		1,000			3,000						6,500
Cumberland	14	20,000		1,500			1,500	500					23,500
Dare	1			2,750		100	1,450						4,300
Davidson	23	63,500											63,500
Davie	1	750	500						250				1,500
Duplin	4	10,000					1,000						11,000
Edgecombe	15	48,500		2,500			5,000						56,000
Forsyth	8		8,500		1,000		750		500				10,750
Franklin	1	1,000											1,000
Gaston	9	12,500						1,500					14,000
Granville	3	5,000		500									5,500
Greene	10	3,000					4,500						7,500
Guilford	16	28,000	500	500	1,000		5,000	500					35,500
Halifax	5	3,500					3,500	500					7,500
Harnett	3	5,000											5,000
Haywood	46	170,000	4,500		80,500								255,000
Henderson	6		3,000		10,500								13,500
Hertford	4	1,000					3,000						4,000
Hoke	7	7,500		4,000									11,500
Iredell	5	6,500			1,000		4,000	1,500					13,000
Jackson	1				3,000								3,000
Johnston	4						5,000						5,000
Jones	2					500		500					1,000
Lee	7	10,000					1,000						11,000
Lenoir	2						1,000						1,000
Lincoln	9	3,000	5,500	500	6,000	500		2,000		500			15,500
McDowell	5				5,500								5,500
Martin	1	2,000											2,000
Mecklenburg	16	92,500	2,000	2,100	1,000		1,000						97,500
Montgomery	32	115,000		4,000	6,000								125,000
Moore	13	19,000		12,000			2,000						33,000
Nash	5	2,000		3,500		700		1,000					7,200
New Hanover	8			2,000			7,000	3,000					10,000
Northampton	2	3,200											3,200
Onslow	2	3,000											3,000
Orange	13	25,000											25,000
Pasquotank	1						500						500
Pender	1	1,000											1,000
Perquimans	1	5,000											5,000
Person	5	5,000	1,500				1,000						7,500
Pitt	1						2,000						2,000
Polk	6	2,500	1,000	1,000	2,000								6,500
Randolph	15	150,000		3,000	500		500						154,000
Richmond	11	45,700	6,000				1,000						52,700
Robeson	12	11,500		6,000		5,500	4,000						27,000
Rockingham	1		5,000				2,000	1,000		200	200		15,400
Rowan	39	51,000		1,000			1,500						53,500
Rutherford	35	16,700	11,300	11,700					1,000				40,700
Sampson	7	8,000		9,000		3,500	1,700	2,000					20,200
Scotland	5	19,000		7,000									26,000
Stanly	20	50,500		500			2,500						53,500
Stokes	5		10,000		1,500		1,000						12,500
Surry	1		5,000		3,000			500					9,500
Swain	7		7,500		3,000								10,500
Transylvania	1				3,000								3,000
Tyrrell	1						500						500
Union	74	136,300		7,000			8,500	500	700	100	500	125	154,725
Vance	2	2,000											2,000
Wake	5			1,000			2,500						3,500
Washington	1						1,000						1,000
Watauga	1							1,000					1,000
Wayne	13	2,500		1,000			12,000	1,000					16,500
Wilkes	11		1,000		10,000								11,000
Wilson	2						500	500					1,000
Yadkin	1						600						600
Totals	813	1,867,350	98,000	110,250	235,000	12,800	111,100	15,000	6,950	1,300	700	125	2,924,875

Map IV

Distribution of Forest Trees from State Forest Nursery - Season 1948-49
Through Cooperation of North Carolina Agricultural Extension Service

By Counties, Number of Plantings, and Number of Trees

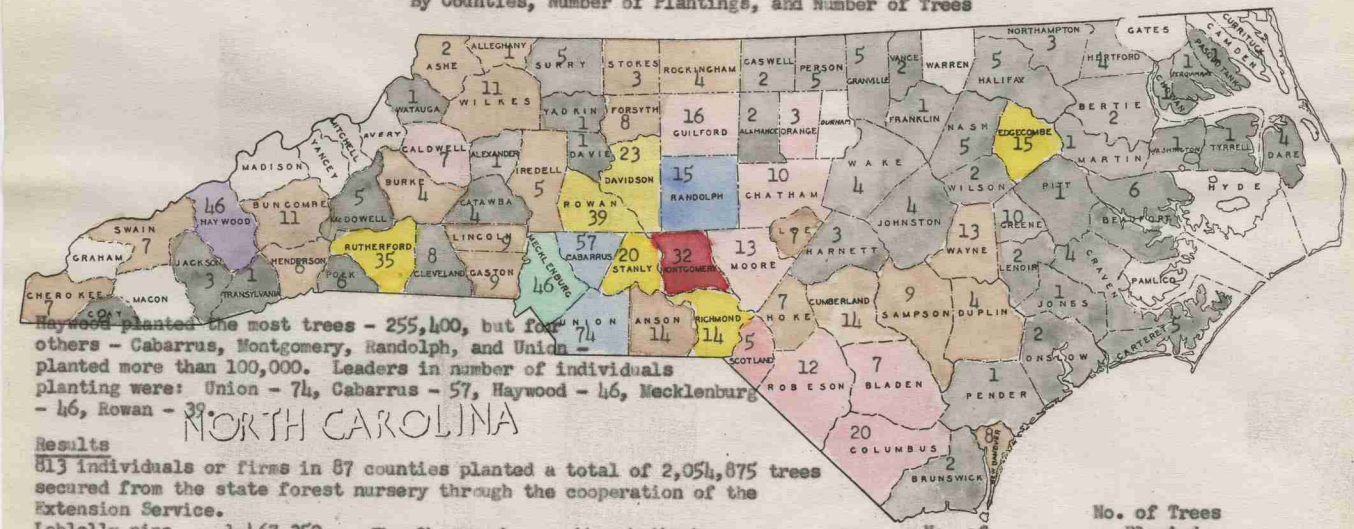

Haywood planted the most trees - 255,400, but four others - Cabarrus, Montgomery, Randolph, and Union - planted more than 100,000. Leaders in number of individuals planting were: Union - 74, Cabarrus - 57, Haywood - 46, Mecklenburg - 46, Rowan - 39.

Results

813 individuals or firms in 87 counties planted a total of 2,054,875 trees secured from the state forest nursery through the cooperation of the Extension Service.

Loblolly pine	-	1,467,350
Longleaf pine	-	110,250
White pine	-	235,000
Shortleaf pine	-	94,000
Slash pine	-	12,800
Red cedar	-	111,400
Black locust	-	15,000
Yellow poplar	-	6,950
Black walnut	-	1,300
White oak	-	700
White ash	-	125

The figures in counties indicate the number of individual plantings in each county represented.

Color	No. of Counties
Purple	1
Blue	3
Red	1
Green	1
Yellow	6
Pink	9
Brown	22
Black	44
White	14

No. of Trees Planted per County	
Above	250,000
Above	150,000
Above	100,000
Above	75,000
Above	50,000
Above	25,000
Above	10,000
Below	9,999
None	

Map VII

Cork Oak Plantings - Season 1948-49

Under Supervision of North Carolina Agricultural Extension Service
With the Cooperation of the McManus Cork Project

By Counties

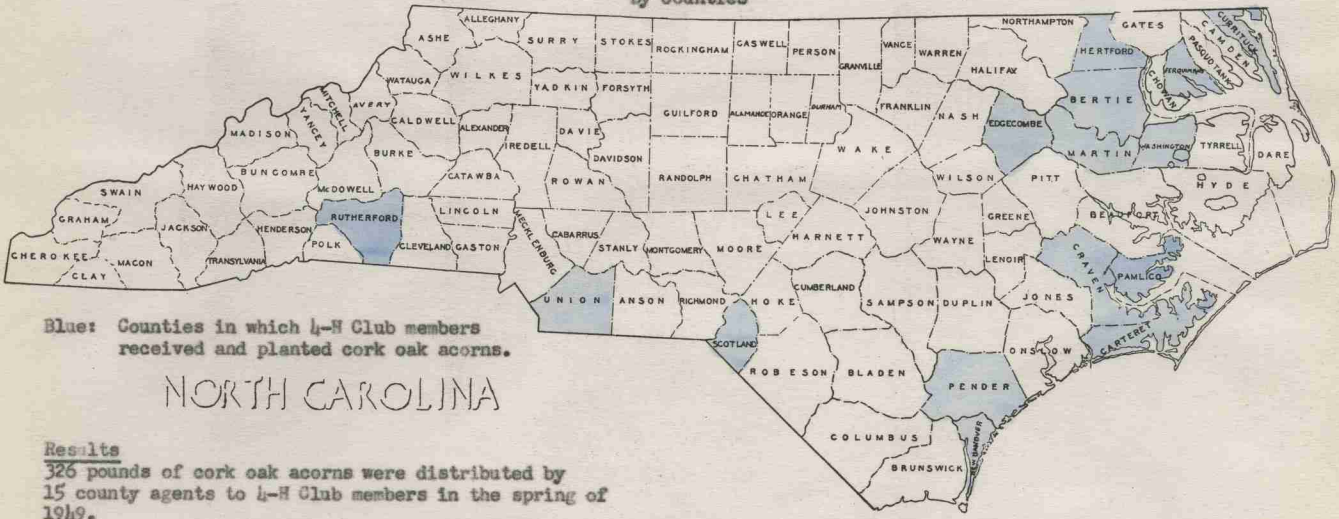

Blue: Counties in which 4-H Club members received and planted cork oak acorns.

NORTH CAROLINA

Results

326 pounds of cork oak acorns were distributed by 15 county agents to 4-H Club members in the spring of 1949.

Map V

Forest Trees Planted by Farmers on Tennessee River Watershed - Season 1948-49

Through Cooperation of North Carolina Agricultural Extension Service,
State Division of Forestry, and Tennessee Valley Authority
Trees from T. V. A. Nursery
By Counties, Number of Plantings, and Number of Trees

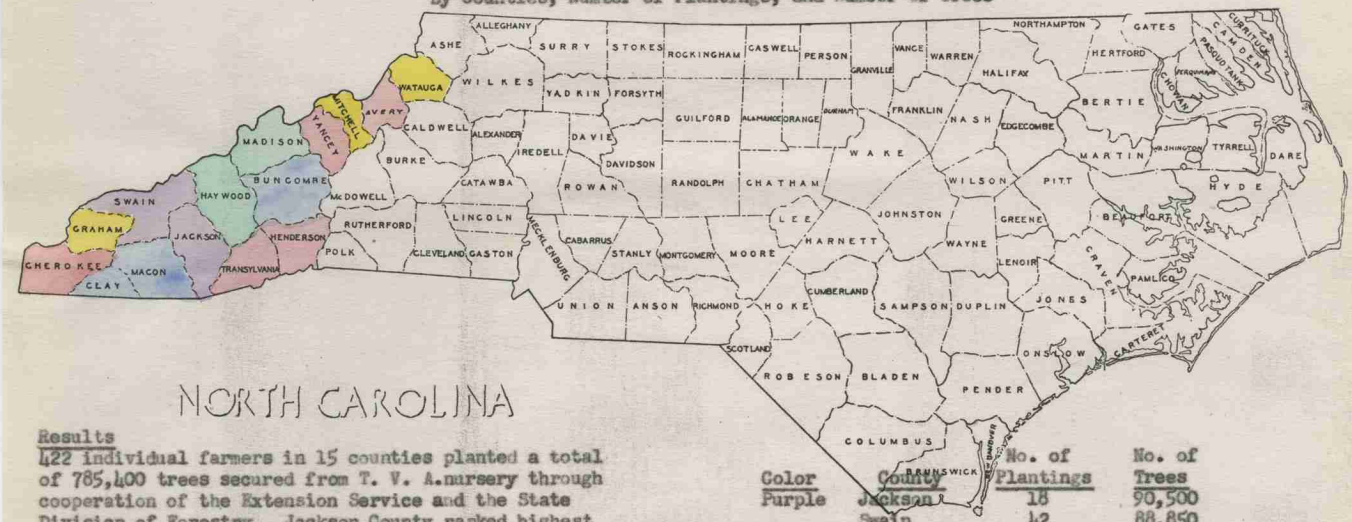

NORTH CAROLINA

Results

422 individual farmers in 15 counties planted a total of 785,400 trees secured from T. V. A. nursery through cooperation of the Extension Service and the State Division of Forestry. Jackson County ranked highest in number trees planted, and Swain a close second. Haywood was tops in number of plantings, with Swain again in second place.

Color	County	No. of Plantings	No. of Trees
Purple	Jackson	18	90,500
	Swain	42	88,850
Blue	Clay	16	77,000
	Buncombe	39	76,000
	Macon	30	73,500
Green	Haywood	68	63,000
	Madison	38	53,000
Red	Cherokee	26	45,500
	Transylvania	35	44,600
	Yancey	24	39,100
	Avery	17	32,000
	Henderson	12	31,500
Yellow	Mitchell	17	29,850
	Watauga	11	22,000
	Graham	19	19,000

Table VI

Forest Trees Planted on Direct Cooperating Projects in North Carolina

North Carolina Agricultural Extension Service
North Carolina Division of Forestry
Tennessee Valley Authority, Cooperating

Planted by Farmers on Private Land in Valley Counties

Trees from T. V. A. Nursery - Spring of 1949

County	Number Plantings	Number of Trees by Species						Totals
		Shortleaf Pine	Loblolly Pine	White Pine	Black Locust	Yellow Poplar	Miscellaneous	
Avery	17			26,000		5,500	500	32,000
Buncombe	39	16,500	1,000	45,000	6,000	7,000	500	76,000
Cherokee	26	14,500	18,500	5,500	7,000			45,500
Clay	16	71,000		5,500	500			77,000
Graham	19	2,000		11,000	500	5,500		19,000
Haywood	68	8,000		29,500	3,000	22,000	500	63,000
Henderson	12	15,500		9,000	3,000	4,000		31,500
Jackson	18	4,000		69,000	3,000	14,500		90,500
Macon	30	41,000		23,000		9,500		73,500
Madison	38	27,500		11,500		12,000		53,000
Mitchell	17	6,000		17,000	1,000	5,500	350	29,850
Swain	42	19,500		27,000	1,500	40,350	500	88,850
Transylvania	35	5,000		29,500	4,000	5,000	1,100	44,600
Watauga	11			15,500		6,500		22,000
Yancey	24	500		22,000	4,500	12,000	100	39,100
Totals	422	231,000	19,500	348,000	34,000	149,350	3,550	785,400

Note: This is an increase in plantings by farmers over 1948:
1. In number of plantings - 94.5%
2. In trees planted ------- 84.1%

Table VII

Christmas Tree Plantings - Season 1948-49

Red Cedar

County	Plantings	No. Trees	County	Plantings	No. Trees
Alamance	1	1,000	Johnston	4	5,000
Anson	9	5,000	Lee	1	1,000
Beaufort	2	1,000	Lenoir	2	1,000
Bertie	2	3,000	Moore	2	2,000
Cabarrus	1	500	New Hanover	8	7,000
Carteret	2	1,100	Pasquotank	1	500
Caswell	2	1,000	Pitt	1	2,000
Chatham	1	1,000	Randolph	1	500
Chowan	1	1,000	Richmond	1	1,000
Cleveland	2	1,000	Robeson	4	4,000
Columbus	16	4,300	Rockingham	3	5,000
Craven	2	3,000	Rowan	2	1,500
Cumberland	3	1,500	Sampson	3	1,700
Dare	4	1,450	Stanly	3	2,500
Duplin	2	1,000	Stokes	1	1,000
Edgecombe	9	5,000	Union	9	6,500
Forsyth	2	750	Wake	3	2,500
Greene	7	4,500	Washington	1	1,000
Guilford	6	5,000	Wayne	12	12,000
Halifax	3	3,500	Wilson	1	500
Hertford	3	3,000	Yadkin	1	600
Iredell	1	4,000	Total	146	111,400

Table VIII

Reforestation Project
4-H Club and F. F. A. - Season 1948-49

Free Trees 1/

County	Number Plantings 4-H	Number Plantings FFA	No. Trees	County	Number Plantings 4-H	Number Plantings FFA	No. Trees
Alamance	1		1,000	Hoke	1		1,000
Anson		3	11,000	Jackson		3	3,000
Beaufort	2		3,000	Lee	1	5	10,000
Bladen		4	16,000	McDowell	1		2,500
Brunswick		1	3,000	Mecklenburg	14	15	66,000
Buncombe		10	16,500	Montgomery	17	4	52,000
Burke	1	3	12,000	Moore		4	7,000
Cabarrus		48	100,300	Northampton	1	2	3,200
Carteret	2		5,500	Onslow		1	2,000
Chatham	6		8,000	Orange	6		14,000
Cherokee		6	8,500	Pender	1		1,000
Clay		2	3,000	Person	1	2	4,000
Columbus		4	17,000	Randolph		5	17,000
Cumberland	7		8,000	Richmond	4	5	18,700
Davidson		20	60,500	Robeson		2	7,500
Duplin		2	10,000	Rowan	4	27	43,000
Edgecombe	1		1,000	Rutherford	18	6	48,000
Granville		4	5,000	Sampson	1	1	5,000
Greene		3	3,000	Stanly	1	1	2,000
Guilford	5	5	22,000	Swain	7		12,500
Halifax	1	1	3,500	Transylvania	1		5,000
Harnett		3	5,000	Union	13	32	75,000
Haywood	44	1	30,500	Vance		1	1,000
Henderson	2	3	10,000	Totals	164	240	768,700

1/ These trees paid for by the pulpwood industry - Champion Paper and Fibre Company, North Carolina Pulp Company, and International Paper Company.

Map VIII

Reforestation Project
4-H Club and F. F. A. - Season 1948-49
Free Trees

By Counties

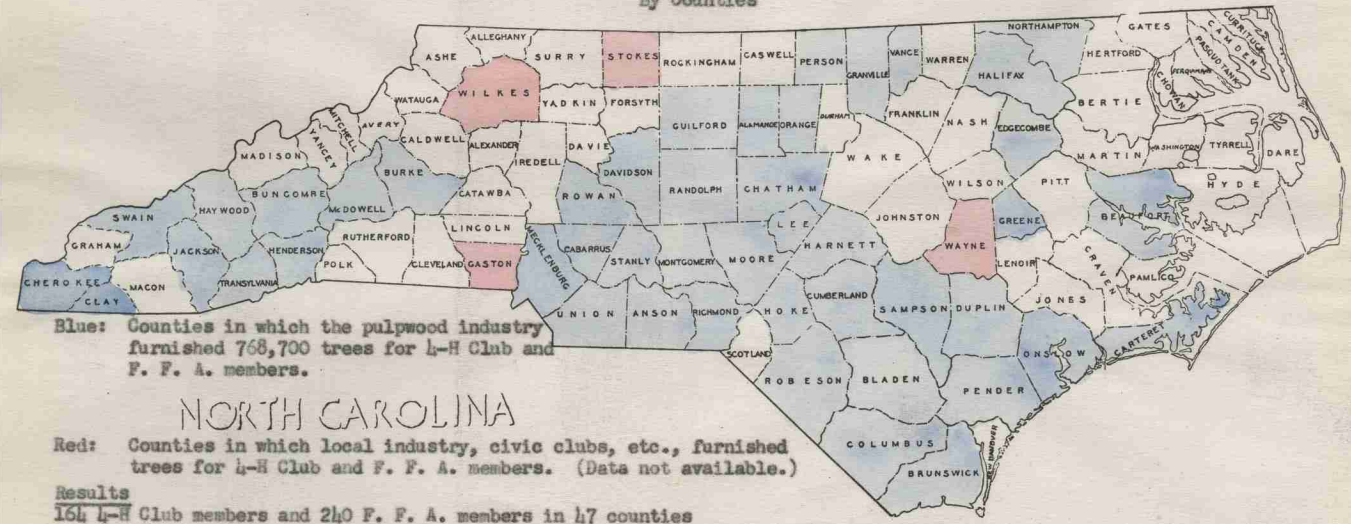

NORTH CAROLINA

Blue: Counties in which the pulpwood industry furnished 768,700 trees for 4-H Club and F. F. A. members.

Red: Counties in which local industry, civic clubs, etc., furnished trees for 4-H Club and F. F. A. members. (Data not available.)

Results

164 4-H Club members and 240 F. F. A. members in 47 counties planted 768,700 trees furnished free by the pulpwood industry.

North Carolina Pulp Company	- 600,200
Champion Paper and Fiber Company	- 151,500
International Paper Company 1/	- 17,000

Other Cooperators:

Gaston County	-	Gastonia Lions Club.
Stokes County	-	Walnut Cove Rotary Club.
Wayne County	-	A. T. Griffin Manufacturing Company
Wilkes County	-	Wilkes Chamber of Commerce

1/ International Paper Company also furnished 94,500 trees to 34 adult farmers.

Map VI

Christmas Tree Plantings - Season of 1948-49
Red Cedar

By Counties, Number of Plantings, and Number of Trees

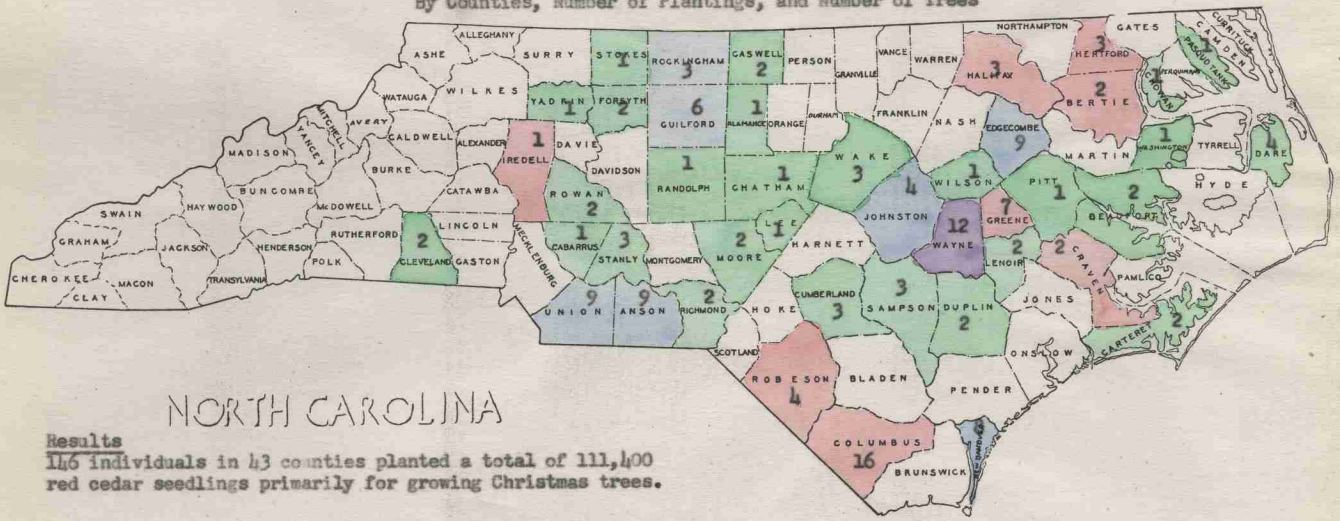

Results

146 individuals in 43 counties planted a total of 111,400 red cedar seedlings primarily for growing Christmas trees.

Color	Number of Counties	Number of Trees
Purple	1	12,000
Blue	7	5,000 - 7,000
Red	8	3,000 - 4,999
Green	27	500 - 2,999

3. Fire Prevention: This is largely the responsibility of the State Division of Forestry. However, on the educational side we have tried to render as much cooperation as possible by:

   a. Urging farmers to recognize their individual responsibility in fire protection on their own farms. In the eastern part of the state we encourage farmers to make use of the heavy equipment owned and operated by the State Division of Forestry for plowing firelines where needed and practical. The farmers pay for this service on a per mile basis on either single or double lines. Many farmers are plowing or maintaining firelines with their farm tractors and disc harrows.

   b. Through literature, news articles, and at meetings we have promoted the over-all program of rural fire prevention, both for a community and for individual farms.

   c. We have distributed literature through county agents, neighborhood leaders and 4-H Clubs in support of the nation-wide Fire Prevention Week program. This literature was furnished by the U. S. Forest Service, the U. S. Extension Service, and the American Forest Products Industries, Inc.

D. Erosion Control

Examples of erosion control are becoming more evident in every county in the piedmont and mountain areas. Forest planting is becoming more and more the means of controlling erosion, especially the worst cases where seeding to grasses and terracing cannot fully control the problem. We will not attempt to be specific in the amount of work done or results accomplished under this heading since it is so tied-up with the general program of planting forest trees for timber, making it difficult to keep separate. We would estimate that fully 50 per cent of the planting in the piedmont area, and perhaps more in the mountain section, was primarily for erosion control. See Report on Planting.

E. Timber Scaling

Since we have this year confined our work primarily to the educational and demonstration methods of farm forestry, we have done no service work in timber marking and scaling. However, the work has not been neglected. An effort has been made to teach farmers how to mark and scale their own timber. We have held demonstrations of sufficient size to give a farmer or group of farmers such practice as was necessary for them to learn the practice and be able to carry on. Mr. Gray conducted 36 timber scaling demonstrations, which resulted in 7 farmers completing the projects of selecting, marking and scaling their timber for sale. One farmer selected and scaled 12,000 board feet for home use. Four farmers reported selling 1,784,792 board feet of scaled timber for the sum of $39,641. Scaling timber for volume takes the guess out of timber-selling.

To show that the Extension Service is reaching the people with this type of work, the reports from the forestry extension specialists assigned to districts show 85 timber scaling demonstrations attended by 2,927 farmers.

F. Marketing

Since discontinuance of the service program of marking and scaling timber the marketing work of the forestry extension program has been limited to the education and information side. Our work has been confined largely to two items:

1. Timber Market Information: Our personnel has kept in close touch with the various wood-using industries and has endeavored to maintain an up-to-date file of information on markets, both local and otherwise, for various timber products available within the state. This type of information is made available to farmers, county agents, vocational teachers, and others.

2. Timber Sales Agreements: A written sales agreement is always advisable. Such agreements should be simple and understandable by both parties. This will avoid disagreements later. We have available sample contracts in mimeographed form, which are furnished to people wanting such information. We have also prepared sample contracts to fit specific cases. It has now reached a point that we have calls from lawyers for copies of timber sales contracts. They recognize that these contracts cover the necessary items and are simple and understandable.

G. 4-H Clubs

The 4-H Clubs afford an opportunity for reaching many of the younger farm folks. We have made use of this opportunity to interest the boys and girls in forestry as part of the farm enterprise. The 4-H Clubs have participated in the following phases of extension work:

1. Tree Identification: The first essential of developing a program of better forest practices is for the participants to know and be able to identify the various trees. Mr. Gray reports conducting 13 demonstrations in tree study, followed in some cases with contests in tree identification. The six forestry extension specialists held 243 demonstrations in tree identification with an attendance of 3,913. In this work we use a mimeographed laflet, "Aids in Tree Study for 4-H Clubs," also three types of contests for naming or identifying trees.

2. Timber Thinning Contests: The interest in timber thinning contests has spread to several counties where various civic groups have asked the privilege of sponsoring such contests and providing prizes. These contests were held in: Wilkes County, sponsored by the Wilkes Chamber of Commerce for the third year; Surry County, sponsored by

the Elkin Kiwanis Club for the second year; Stokes County, sponsored by the Walnut Cove Rotary Club; Caldwell County, sponsored by the Lenoir Chamber of Commerce and wood-using industries.

3. 4-H Club Planting Projects

   a. The Wilkes Chamber of Commerce continued their offer of 1,000 pine seedlings to any 4-H Club boy in Wilkes County who would plant an acre of idle land. Eleven boys took advantage of this offer, planting 11,000 trees.

   b. Pulpwood Industry Planting Project for 4-H Clubs and F. F. A. Boys: The pulpwood industry represented by the North Carolina Pulp Company, Plymouth, N. C.; the Champion Paper and Fibre Company, Canton, N. C.; and the International Paper Company, Georgetown, S. C., cooperated with us by purchasing trees from the state forest nursery for distribution to 4-H Club members and F. F. A. boys. Under this project 164 4-H Club members and 240 F. F. A. boys secured and planted a total of 768,700 trees. See Table VIII and Map VIII.

   c. Other Cooperators: The Gastonia Lions Club, Walnut Cove Rotary Club, and A. T. Griffin Manufacturing Company supplied an undetermined quantity of tree seedlings for 4-H Club members in Gaston, Stokes, and Wayne Counties.

   d. McManus Cork Project: The planting of cork oak acorns is reported under the general program of forest planting as item B. 5. However, this was a 4-H Club project under which the Club members in 15 counties received and planted a total of 326 pounds of cork oak acorns furnished by the McManus Cork Project sponsored by the Crown Cork and Seal Company.

   e. Christmas Trees: This project is reported under the general forest planting program as item B. 2. In 43 counties 146 individuals planted 111,400 red cedar seedlings for the purpose of growing Christmas trees. While much of this planting was done by 4-H Club members, it has been impossible to get the separate information on this item.

4. Field Days: Forestry field days for 4-H Club boys were held in Wilkes, Surry, and Caldwell Counties. Various contests and demonstrations were conducted with prizes offered by local civic groups or industries.

5. 4-H Camps: Forestry instruction was given at 21 4-H Club camps, with groups representing 43 counties and an attendance of 1,864. Instruction included talks, demonstrations, showing of appropriate motion pictures, hikes, etc.

Special camps with club-member representation on a state-wide basis were participated in. The three camps with an attendance of 194 were:

a. Wildlife and conservation camp for white 4-H Clubs - Camp Millstone.
b. Wildlife and conservation camp for Negro 4-H clubs - Camp Whispering Pines.
c. Forestry camp for farm boys - Camp Singletary.

H. Special Meetings

Assistance was given with a number of special meetings when a part of the program featured educational phases of forestry. Among such meetings were:

1. Veteran Farm Trainees: Many of the instructors of the veteran farm trainee groups asked for assistance in giving their groups some instruction in forestry. Some instruction was given at indoor meetings, but more often at field demonstrations. Reports for the extension foresters at the state level show 9 indoor meetings - attendance 397; field meetings - 25 - attendance 949. The forestry extension specialists (district) report 115 indoor meetings - attendance 4,040; field meetings 179 - attendance 7,390. This is a grand total of meetings for veterans' groups of 328 with an attendance of 12,776.

2. Bent Creek Experimental Forest: John E. Ford, forestry extension specialist, made good use of the facilities of the experimental forest and the farm forestry research projects to hold two special meetings of farmers and veteran trainees. He had the cooperation of the staff of foresters at this station.

Outlook for 1950

There will be some changes in the forestry extension personnel due to the resignation of R. W. Graeber, who has been in charge of the work for more than 24 years.

With the increase to six forestry extension specialists assigned to districts we can expect greater increase in educational and demonstration assistance.

Three counties now have assistant county agents (forestry). We hope that several more can be added by July 1, 1950.

County agents are showing an increased interest in forest planting as evidenced by the early requests for trees to be furnished 4-H Club members.

Even with a large increase in forest seedlings at the nursery, it appears now that the demand will exceed the supply, in some species by 50 per cent. In one species there may be a surplus.

The demand for lumber continues strong. Stumpage prices may decline slightly, at least on the lower-quality timber.