

# Line Up Your Figure



# Line Up Your Figure

By MARY EM LEE

STATE COLLEGE EXTENSION CLOTHING SPECIALIST

You're a rare girl, indeed, if you have a good figure—the figure that's 5'5" and in perfect proportion. You can wear whatever fashion dictates and look well. Not many girls are so lucky. They must seek correctional clothes to improve their figures. If you recognize that you have figure faults and are willing to do something about them, this lesson on line in dress is for you. It shows how you can make your clothes work for you.

Apply these six

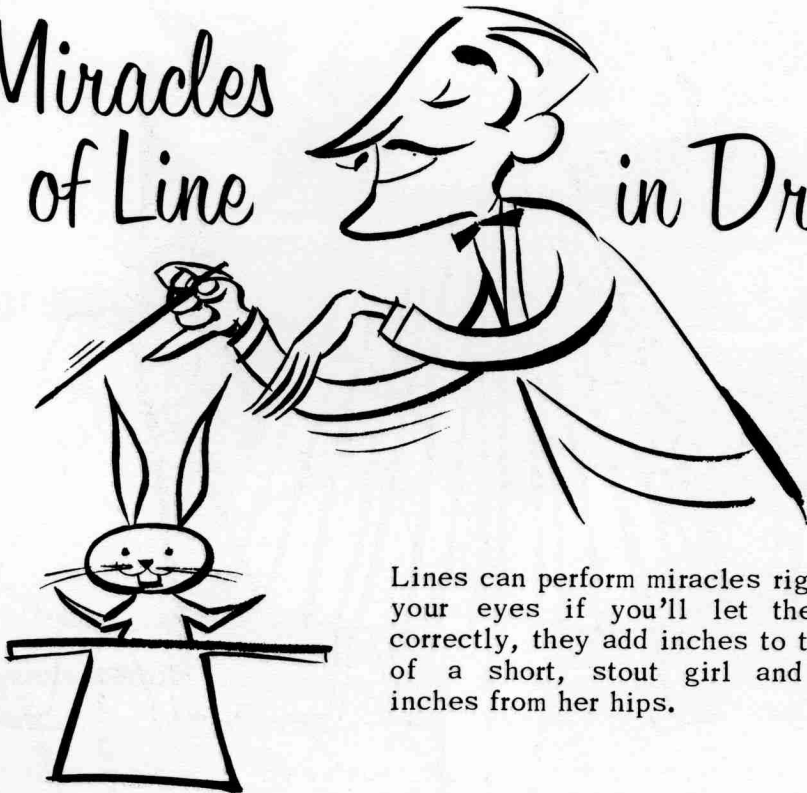
## Streamlining Facts

and make the most of your figure:

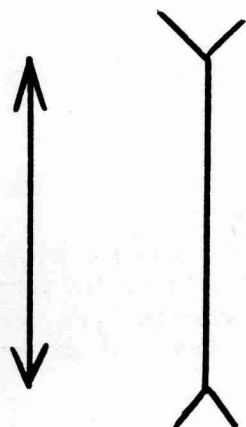
1. Make good posture your most important asset.
2. Choose well-fitting garments and foundation garments.
3. Remember the relationship of color and design to line.
4. Accentuate good figure lines, minimize bad ones.
5. Wear the latest fashion only when it's kind to your figure.
6. Remember that your shape is more important than your size.

### Miracles of Line

### in Dress



Lines can perform miracles right before your eyes if you'll let them. Used correctly, they add inches to the height of a short, stout girl and subtract inches from her hips.




Which of these two lines appears longer, for example? No. 2, of course. But it isn't!

Now look at the girl on the right. Do you see why she looks ten pounds heavier than the girl on the left? Line makes the difference—vertical lines are slimming, horizontal ones seem to add pounds.



## What's Your Line?



If you want to change the way you look, you've got to analyze your own problems. Stand before a full-length mirror, step back, and take a good look. Pretend you're looking at someone else. Is she tall, medium or short? Is she slim, average or stout? Is she well-proportioned? What's your line? Are you like Miss Bean Pole, Miss Talla Big, Miss Ima Shorta Plump, or Miss Tina Small?



## Miss Bean Pole

is tall and may be a little for her height. But if you're tall, don't feel awkward. Be proud that you can choose a wardrobe with a variety of design and style.

### Wear

- LINES: horizontal, broken
- STYLES: dramatic, simple, soft, flared, dressy, two-piece dresses
- NECKLINES: close, soft, round, or with collars
- BODICES: yokes, shirring
- SLEEVES: full, 3/4 length, soft shoulders
- WAISTLINES: wide belts, wide torso
- SKIRTS: tiered, side-draped full, peplums, tunics, box pleats, circular, gathered, flowing
- JACKETS: long, fingertip, flared jackets
- COATS: 3/4 semi-fitted, full-length coats, belted toppers
- DETAILS: rounded curves like scallops and yokes, large pockets, jabots, large bows
- COLORS: light, bright, horizontal color contrast
- FABRIC TEXTURES: rough, napped
- FABRIC DESIGN: bold plaids, cross-wise stripes, splashy and definite patterns
- ACCESSORIES: wide-brimmed hats, low hats, low-heeled shoes, contrasting belts, wide belts, bulky bags, large jewelry

### Avoid

- vertical, unbroken lines
- demure, slimming, button-down-front, bias cut, princess or mannish styling
- deep V-necklines
- exaggerated shoulders, long lines
- short, cap, or tight sleeves; sleeveless garments
- beltless waistlines
- slimly pleated, tight, or tubular skirts
- short jackets, boleros
- fitted coats
- fussy details, angular trimmings
- outfits of one color
- shiny, clinging fabrics
- tiny prints, vertical stripes
- small, dainty accessories



**Miss Talla Big** is tall and full-figured. If you're like her, there are certain fundamentals of line you must remember.

### Wear

- LINES:** vertical, diagonal
- STYLES:** easy fit, comfortable lines that carry the eye vertically
- NECKLINES:** V-shaped, draped
- BODICES:** off-center vertical lines, diagonal lines, darts or fullness at shoulders
- SLEEVES:** loose armhole, closely-fitted at lower edge, squared shoulders, set-in sleeves
- SKIRTS:** medium-width gored, straight with easy fullness
- JACKETS:** no longer than 2" below hipbone
- COATS:** straight, 3/4, full length, semi-fitted
- WAISTLINES:** without emphasis
- DETAILS:** simple features, interest at neck and wrists, diagonal trimming
- COLORS:** dark or low-keyed
- FABRIC TEXTURES:** light weight, soft, closely-woven
- FABRIC DESIGN:** small geometric, shadowy patterns
- ACCESSORIES:** fairly large, low hats; medium-wide, self belts

### Avoid

- horizontal, boxy lines
- tight, paneled styling
- square necklines; frilly trimming; wide, round collars; high, choker style necklines
- yokes, shirring
- extended shoulders, balloon sleeves
- all-round pleated, yoked, full-gored, and short skirts
- very long or very short jackets, boleros
- flared or tent coats
- high, princess style waistlines
- dainty details, large pockets, extra panels, round trimming (scallops)
- contrast between waist and skirt, vivid colors
- bulky or rough, clinging, shiny fabrics
- spashy prints, round designs and shapes, stripes
- wide belts, belts of contrasting color, girdle-type belt, small accessories, small hats



There are practically no exceptions in figure rules for **Miss Ima Shorta Plump**

--either she can wear certain lines or she can't.

### Wear

**LINES:** vertical, diagonal, full length. Two lines close together are more effective than a single one.

**STYLES:** long, diagonal lines, easy or semi-fitted, keep styles simple and soft, one-piece dresses are best

**NECKLINES:** small, pointed collars; moderate V-necklines

**BODICES:** slightly bloused; easily-fitted unexaggerated shoulders; centered or diagonal lines

**SLEEVES:** simple, straight line; set-in better than raglan; bracelet length better than 3/4 length

**WAISTLINES:** narrow, self-belts; princess style

**SKIRTS:** slightly-flared gores; straight side seams; easy, straight skirt with center pleat

**JACKETS:** dressmaker jackets; jacket length slightly below largest part of hip

**COATS:** full-length coat

**DETAILS:** simple and soft, plain pockets, minimum trimming

**COLORS:** dark, one color with contrast in small amounts, solid colors

**FABRIC TEXTURE:** dull, medium-weight, smooth finish

**FABRIC DESIGN:** simple, small

**ACCESSORIES:** matching, medium-size, unusual jewelry

### Avoid

horizontal, figure-emphasizing lines

extreme styles, fullness around the hips, drapes

round, wide, square, high or choker necklines; ruffles; wide lapels

large collars, capes, mannish shoulders, yokes, shirring, full tucks

sheeveless styles, dolman, puffed, raglan, wide-cuffed sleeves

set-in belts, wide belts, bright color accent at waist

tight, short, all-round pleated or gathered skirts, hip decoration peplums

boxy, short and 3/4 jackets, boleros

boxy, flared-back, or too fitted coats

round collars, round trimming frilly details

horizontal cut like two-tone suits; sharp, bright colors; large areas of contrast

loosely-woven, shiny, stiff or flimsy fabric

splashy patterns, plaids, wide stripes, large prints

wide or conspicuous belts, very large or very small accessories



## Miss Tina Small

needs clothes to make her appear taller; and if she's thin as well as short, she'll also want clothes to make her seem larger. If you have the same figure problem, you can solve it by choosing clothes that are line-right for you.

### Wear

- LINES:** horizontal and modified, unbroked effects
- STYLES:** simple styles, empire, princess, feminine, inclined to fullness, button-down-front dresses, one-piece dresses
- NECKLINES:** round and short V-neck; small, round collars; soft, frilly
- BODICES:** soft, rounded shoulders, vertical tucks; soft and inclined to fullness
- SLEEVES:** easily-fitted, bloused, dainty
- SKIRTS:** knife-pleated, full, flared below hips, gored
- JACKETS:** bolero, medium length
- COATS:** full-length, can be fitted or princess
- WAISTLINES:** nipped-in-styles, princess, beltless, narrow self-belt, raised waistline
- DETAILS:** delicate trimming, occasional ruffles and laces, curved yokes, pleating, dainty shirring
- COLORS:** soft, bright, one-color combinations, greyed to dark colors
- FABRIC TEXTURE:** soft, crisp, starchy
- FABRIC DESIGN:** small, dainty print
- ACCESSORIES:** small belts, dainty accessories

### Avoid

- any exaggerated lines; tight, clinging, straight, severe tailoring
- two-piece dresses, "outdoorsy" sports type, exotic fashions
- deep V-neck, tailored, high-standing collars
- mannish shoulders, exaggerated shoulders, yokes, long center closing, clinging form
- puffy or droopy, elbow length, tight, or tailored sleeves
- all-round box pleats, tight, short, wide gored. fussy skirts, peplums
- over-long jackets (tuxedo)
- strongly accented, low waistlines
- large trimmings; big pockets, cuffs and lapels; shirring; yokes; full tucks; round trimming
- sharp colors, overwhelming effects, contrast between skirt and waist
- stiff, bulky fabrics
- up and down stripes or large, bold designs
- wide or contrasting belts, bulky or splashy flat hats

## Other Ques for Figure Problems

Would you be completely satisfied with your figure line-up if only . . . your hips were just a little smaller. . . or your arms not quite so big. . . or maybe your bust a little larger? Of course, losing or gaining weight is one way to help get that ideal figure, but correct "clothes lines" can be a tremendous help in getting the kind of figure your heart desires.



### Short Plump Neck

Wear long, narrow V-collar or low collar-less necklines. Wear hats with upswept brim or those without brim. Narrow lapels are better than wide ones. Avoid close-fitting jewel neckline and choker beads.

### Long Thin Neck


Ruffled detail or scarfs at the neck are flattering. Also jewel necklines, high collars, choker necklaces. Wear hats with some brim. Avoid a neckline that is too low.





## Large Bust

Wear jacketed and softly tailored dresses. Slightly-bloused bodices that aren't too tight, flared skirts, darker colors, vertical lines with V-necklines. Avoid tight skirts, high necklines, bright blouses, tight bodices, large necklines, curved details in bodice, light-colored bodice with dark skirt.

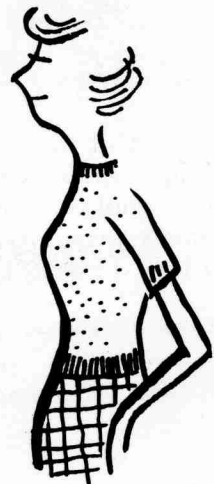


## Flat Chest

Wear styles with square or boat necklines, fullness at waist, bodice with horizontal emphasis. Wear fussy dresses and blouses with ruffles and jabots, round blouse pockets. Avoid knitted form-fitting garments and kimono or raglan sleeves.

## Large Abdomen

Wear loose-fitting clothes with fullness and front skirt draping. Avoid knitted garments.





## Large Waistline

Wear self-belts. Avoid wide belts, very narrow belts, and cummerbunds. Also avoid sharp contrast in color at your waist.

## Narrow Shoulders

Horizontal yokes and stripes that are horizontal at shoulders are good. Avoid sleeveless dresses.



## Wide Shoulders

Sleeveless dresses usually make shoulders appear more narrow. Wear narrow lapels, raglan sleeves. Avoid detail at shoulders and large shoulder pads.


## Heavy Arms

Wear plain sleeves. Avoid tight sleeves, raglan, kimono, or dolman sleeves. Avoid fancy trimmings on sleeves.



# Thin Arms

Wear full sleeves with natural, soft effects. Avoid sleeveless styles.



# Large Hips


Wear easy-fitting skirts with vertical emphasis; contrasting dark skirts; center front interest, like pleats, gores, slightly-flared or button-down-front skirts. Choose tailored styles, one-color outfits. Place emphasis at neckline.

# Narrow Hips

Wearing full skirts with pleats or gathers and choosing those with large design and bright colors or horizontal line helps to widen your hipline. You are the lucky girl who can wear knitted skirts.



PUT YOUR FASHIONS IN LINE WITH YOUR OWN FIGURE AND ALWAYS REMEMBER: A MODERN MISS + BECOMING LINES = A BETTER FIGURE.



Published by

**THE NORTH CAROLINA AGRICULTURAL EXTENSION SERVICE**

North Carolina State College of Agriculture and Engineering of the University of North Carolina and the U. S. Department of Agriculture, Co-operating. State College Station, Raleigh, N. C., R. W. Shoffner, Director. Distributed in furtherance of the Acts of Congress of May 8 and June 30, 1914.

March 1962 (Reprint)

Club Series 93